

Investment involves risks, including the loss of principle. Past performance is not indicative of future results. Before investing in the ChinaAMC MSCI China A 50 Connect ETF (the "Fund"), investor should refer to the Fund's prospectus for details, including the risk factors. You should not make investment decision based on the information on this material alone. Please note:

- The Fund aims to provide investment result that, before fees and expenses, closely corresponds to the performance of the MSCI China A 50 Connect Index (the "Index").
- The Fund is passively managed. Falls in the Index are expected to result in corresponding falls in the value of the Fund.
- The Fund's investment in equity securities is subject to general market risks, whose value may fluctuate due to various factors.
- The Index is a new index. The Fund may be riskier than those tracking more established indices with longer operating history.
- The Fund is subject to concentration risks in a single geographical region (Mainland China). The Fund may be more volatile than a broadly-based fund.
- The Fund is subject to risks associated with the Stock Connect, such as change of relevant rules and regulations, quota limitations, suspension of the Stock Connect programme.
- The Fund is subject to securities lending transactions risks, including the risk that the borrower may fail to return the securities in a timely manner.
- The Fund is denominated in RMB. RMB is currently not freely convertible and is subject to exchange controls and restrictions. Non-RMB based investors in units are exposed to foreign exchange risk.
- As the SSE and the SZSE may be open when units in the Fund are not priced, the value of the securities in Fund's portfolio may change on days when investors will not be able to purchase or sell the Fund's units. Differences in trading hours between the SSE, the SZSE and the SEHK, and A-Shares' trading bands may increase the level of premium/discount of the unit price to its NAV.
- Generally, retail investors can only buy or sell units of the Fund on the SEHK, of which the trading price is driven by market factors such as the demand and supply of the units. Therefore, the units may trade at a substantial premium or discount to the Fund's NAV.
- The Fund is subject to tracking error risk.
- If any suspension of the inter-counter transfer of units and/or any limitation on the level of services by brokers and CCASS participants occurs, unitholders will only be able to trade their units in one counter. The market price of units traded in each counter may deviate significantly.
- Unitholders will receive distributions in the RMB only. Unitholder without RMB account may have to bear the fees and charges associated with currency conversion.
- The Fund may at its discretion pay distribution out of capital or effectively out of capital. Payment of dividends out of capital or effectively out of capital amounts to a return or withdrawal of part of an investor's original investment or from any capital gains attributable to that original investment. Any distributions may result in an immediate reduction in the NAV per Unit of the Fund.



Ticker

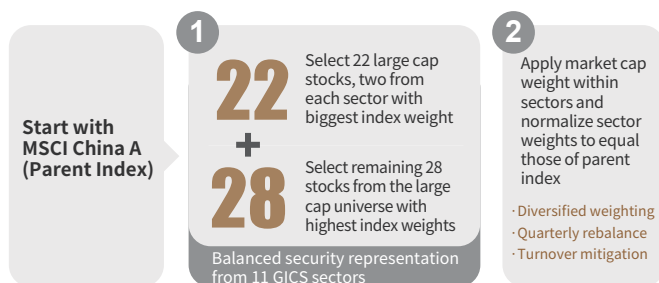
2839

**ChinaAMC MSCI China A 50 Connect ETF**  
(HKD Counter 2839.HK / RMB Counter 82839.HK / USD Counter 9839.HK)

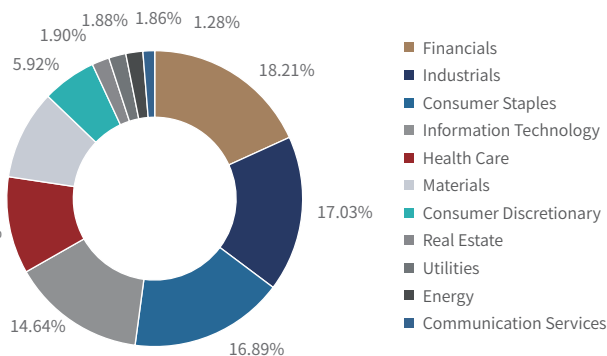
**Envisioning Future of A Shares**

## What is MSCI China A 50 Connect Index?

- MSCI China A 50 Connect Index follows an innovative approach by selecting 50 of the largest China A shares investable through the Stock Connect and ensuring diversified sector allocation and balanced representation of the broader China A market.



Sector weighting of MSCI China A 50 Connect Index



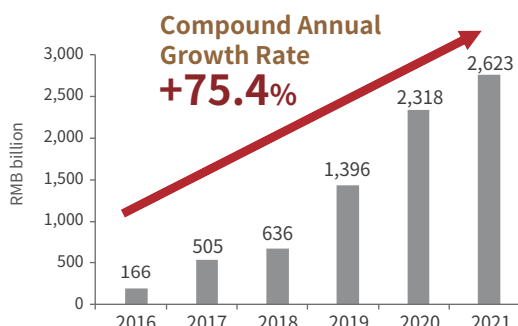
Source: MSCI, Bloomberg, as of 30 Nov 2021

## Why invest in ChinaAMC MSCI China A 50 Connect ETF?

1

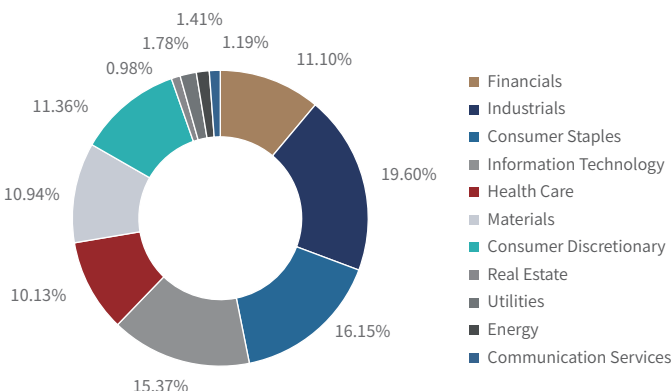
Northbound "smart money" has been flowing into A share, and its sector allocation highly resembles the MSCI China A 50 Connect Index

Northbound Portfolio Value (2016-2021)

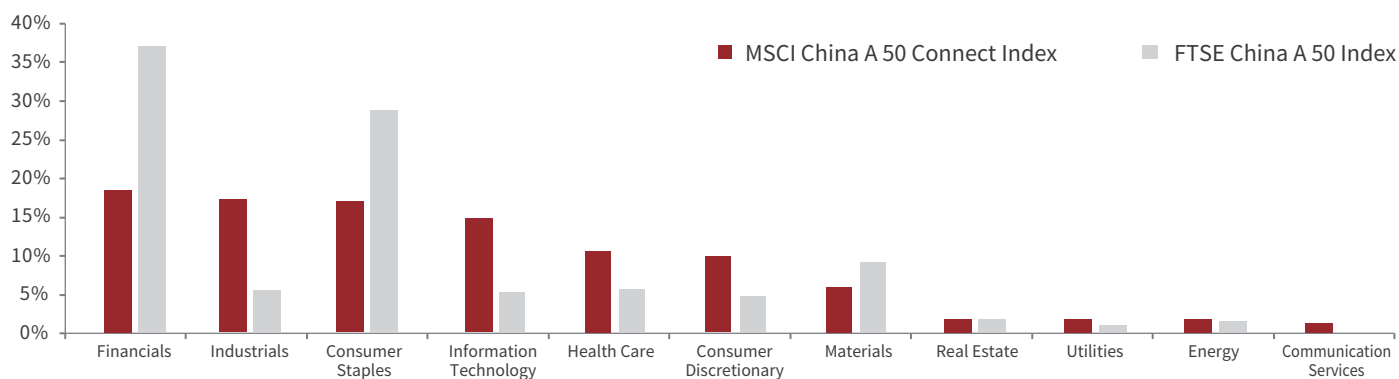


Source: Wind, as of 30 Nov 2021

Sector Breakdown of Northbound Portfolio



## 2 Sector allocation of MSCI China A 50 Connect Index much more balanced than FTSE China A50 Index



Source: MSCI, Bloomberg, Data are calculated from 31 Dec 2014 to 30 Nov 2021

## 3 Broadly covers leading A shares

- Top 5 sectors of MSCI China A 50 Connect Index, each accounting for more than 10%

Financials (18.21%)

Industrials (17.03%)

Consumer Staples (16.89%)

Information Technology (14.64%)

Health Care (10.61%)

Source: MSCI, Bloomberg, as of 30 Nov 2021

- The top ten constituent stocks include leading companies in various sectors like CATL, Kweichow Moutai, Longi Green Energy, Wanhua Chemical, and BYD

Top 10 constituents	Stock Code	Stock Name	Index Weighting (%)
1	300750	Contemporary Amperex Technology Co Ltd	10.86
2	600519	Kweichow Moutai Co Ltd	7.94
3	601012	LONGi Green Energy Technology Co Ltd	5.92
4	600036	China Merchants Bank Co Ltd	4.40
5	002475	Luxshare Precision Industry Co Ltd	3.48
6	002594	BYD Co Ltd	3.43
7	600309	Wanhua Chemical Group Co Ltd	3.37
8	603501	Will Semiconductor Co Ltd Shanghai	2.96
9	000858	Wuliangye Yibin Co Ltd	2.77
10	002812	Yunnan Energy New Material Co Ltd	2.53

Source: MSCI, as of 30 Nov 2021. Individual stocks not for recommendation purpose.

## 4 Outstanding profitability and growth prospect of the index

- Historical return of MSCI China A 50 Connect Index is superior in the long run



Source: Bloomberg, as of 30 Nov 2021. Information for reference only. Investment involves risk, past performance is not indicative of future results.

# Index Information

**Index Name** MSCI China A 50 Connect Index

**Index Launch Date** 20 August 2021

**Index Base Date** 30 November 2012

**Base Point** 1,000

**No. of Constituents** 51

### Selection Criteria

Step 1: Select two stocks with biggest index weight from each of the 11 GICS® sectors

Step 2: After Step 1, select remaining 28 stocks from the large cap universe with highest index weights, making the total number of stocks at 50

### Rebalancing Frequency

Quarterly rebalance (in Feb, May, Aug and Nov)

### Weighting methodology

Adopt “sector neutral” approach, meaning the sector weight of the MSCI China A 50 Connect Index during quarterly rebalancing is equal to its weight in the parent index (MSCI China A Index)

### Base Currency

RMB

### Bloomberg code

MXA50CNC

Source: MSCI, Bloomberg, as of 30 Nov 2021

Investment involves risk, including possible loss of principal. The information contained herein is for informational purposes only and does not constitute an offer or invitation to anyone to invest in any funds and has not been prepared in connection with any such offer. For details of index providers (including disclaimers), please refer to the relevant disclosures in the Fund's prospectus. You should read the Fund's offering documents for further details, including risk factors. If necessary, you should seek independent professional advice. This material has not been reviewed by the Securities and Futures Commission.\* The estimated annual ongoing charges of this Sub-Fund is 0.3%. As the Sub-Fund is newly set up, this figure is a best estimate only, expressed as a percentage of the estimated average NAV. It may be different upon actual operation of the Sub-Fund and may vary from year to year. The estimated ongoing charges do not represent the estimated tracking error. For details, please refer to the "Fees and Expenses" section in the Sub-Fund's Prospectus.