

ChinaAMC Select RMB Investment Grade Income Fund

Fund Factsheet | As of 28 Jan 2025



Investment involves risks, including the loss of principal. The price of units or shares of the Funds may go up as well as down. Past performance is not indicative of future results. The value of the Funds can be extremely volatile and could go down substantially within a short period of time. You should read the Fund's Placing Memorandum or Explanatory Memorandum and Product Key Facts Statement for details, including risk factors. Investors should not base investment decisions on this marketing material alone. Please note:

- The investment objective of ChinaAMC Select RMB Investment Grade Income Fund (the "Fund") is to achieve capital appreciation and income generation by investing primarily (i.e. at least 70% of the Fund's NAV) in a fixed income portfolio with exposure to RMB.
- Investment in debt instruments involves counterparty risk, interest rate risk, volatility and liquidity risk, credit downgrading risk and valuation risk.
- RMB is not freely convertible and is subject to exchange controls and restrictions. Any depreciation of RMB could adversely affect the value of the Fund. Payment of redemptions and/or dividend in RMB may be delayed due to exchange controls and restrictions.
- The Fund's investments exposure are concentrated in Mainland China, which involves concentration risk, risks associated with emerging market, dim sum bonds, urban investment bonds and greater political, tax, economic, foreign exchange, liquidity, legal and regulatory risks.
- The Fund may invest in fixed income instruments with loss-absorption features. Investments in such instruments are subject to higher liquidity, valuation and sector concentration risk.
- The Fund may enter into securities lending, repurchase and reverse repurchase transactions and may acquire FDIs for RMB hedging. It associated with higher volatility risk, credit risk, liquidity risk, management risk, valuation risk, counterparty risk and OTC transaction risk.

▲ Investment Objective

The Fund seeks to achieve capital appreciation and income generation by investing primarily (i.e. at least 70% of the Net Asset Value of the Sub-Fund) in a fixed income portfolio with exposure to RMB.

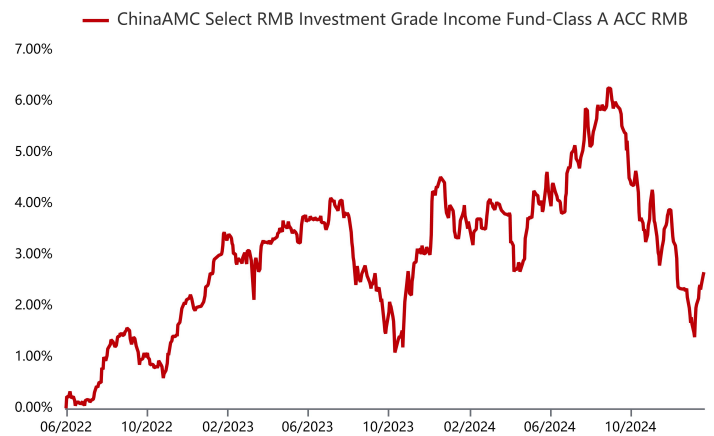
▲ Fund Information ¹

Legal Structure	Hong Kong domiciled umbrella structure unit trust
Investment Manager	China Asset Management (Hong Kong) Limited
Trustee	BOCI-Prudential Trustee Limited
Custodian	Bank of China (Hong Kong) Limited
Base Currency	RMB
Fund Size	RMB 665.61 million
Non-Base Currency Share Classes	HKD,USD
Dealing Frequency	Daily

▲ Portfolio Characteristics

Weighted Average Duration	4.14 Years
Weighted Average Credit Ratings ⁴	BBB+
Weighted Average Yield to Maturity ⁵	5.55%

▲ Fund Performance ²



▲ Cumulative Performance (%) ²

	1 Month	3 Month	6 Month	1 Year	Since Inception ³	Annualized Since Inception ³
Class A ACC HKD	1.50	-2.56	-3.44	-2.72	-6.55	-2.53
Class A ACC HKD Hedged	0.48	-0.56	-1.79	-0.06	4.54	1.69
Class A ACC RMB	0.36	-0.73	-2.45	-1.16	2.66	1.00
Class A ACC USD Hedged	0.27	-0.62	-1.61	0.79	7.69	2.84
Class A DIST HKD	1.50	-2.57	-3.44	-2.72	-6.55	-2.53
Class A DIST HKD Hedged	0.31	-0.69	-1.41	0.56	6.20	2.30
Class A DIST RMB	0.36	-0.73	-2.45	-1.16	2.66	1.00
Class A DIST USD	1.18	-2.77	-3.17	-2.37	-5.85	-2.26
Class A DIST USD Hedged	0.27	-0.61	-1.57	1.15	7.62	2.82
Class I ACC RMB	0.39	-0.64	-2.29	-0.81	3.61	1.35
Class I ACC USD Hedged	0.30	-0.54	-1.44	1.10	8.89	3.28

▲ Yearly Performance (%) ²

	2022 ³	2023	2024	2025 YTD
Class A ACC HKD	-2.29 ³	-0.25	-5.54	1.50
Class A ACC HKD Hedged	2.08 ³	2.96	-1.01	0.48
Class A ACC RMB	1.99 ³	2.46	-2.11	0.36
Class A ACC USD Hedged	2.53 ³	4.70	0.05	0.27
Class A DIST HKD	-2.29 ³	-0.25	-5.54	1.50
Class A DIST HKD Hedged	1.83 ³	3.80	0.16	0.31
Class A DIST RMB	1.99 ³	2.46	-2.11	0.36
Class A DIST USD	-1.64 ³	-0.42	-5.00	1.18
Class A DIST USD Hedged	1.88 ³	4.93	0.41	0.27
Class I ACC RMB	2.19 ³	2.82	-1.77	0.39
Class I ACC USD Hedged	2.68 ³	5.35	0.36	0.30

1 Please refer to the Fund's prospectus for further details (including fees).

2 Past performance information is not indicative of future performance. Investors may not get back the full amount invested. The computation basis of the performance is calculated on NAV-to-NAV, with dividend reinvested.

3 Calculated since the inception date of each respective share class. For the inception date, please refer to "Available Share Classes" section.

4 Credit rating is calculated using the "Best Rating Approach", by referencing to the credit ratings of three credit rating agencies: Moody's, Fitch and S&P and using the highest rating among the three ratings.

5 Calculated with the weighted average of median yield to maturity of each holding.

Source: China Asset Management (Hong Kong) Limited and Bloomberg unless specified otherwise.

▲ Available Share Classes

Share Class	Launch Date	NAV per share	Bloomberg Code	ISIN Code
Class A ACC HKD	2022-06-09	HKD 9.3453	CHIGIAH HK	HK0000846623
Class A ACC HKD Hedged	2022-06-09	HKD 10.4539	CHIGIHH HK	HK0000846631
Class A ACC RMB	2022-06-09	RMB 10.2661	CHIGIAR HK	HK0000846599
Class A ACC USD Hedged	2022-06-09	USD 10.7688	CHIGIAU HK	HK0000846615
Class A DIST HKD	2022-06-09	HKD 8.2395	CHIGIAH HK	HK0000846672
Class A DIST HKD Hedged	2022-06-09	HKD 9.3635	CHIGIHH HK	HK0000846680
Class A DIST RMB	2022-06-09	RMB 9.0512	CHIGIRA HK	HK0000846649
Class A DIST USD	2022-06-09	USD 8.3009	CHIGIUA HK	HK0000846656
Class A DIST USD Hedged	2022-06-09	USD 9.4888	CHIGIAD HK	HK0000846664
Class I ACC RMB	2022-06-09	RMB 10.3613	CHIGIHA HK	HK0000846698
Class I ACC USD Hedged	2022-06-09	USD 10.8889	CHIGIUH HK	HK0000846714

Source: Data as of 28 Jan 2025, Bloomberg, unless specified otherwise.

Share Class	Subscription Fee	Investment Management Fee	Min Initial Subscription	Distribution Policy
Class A ACC HKD	Up to 5%	0.75% p.a.	HKD 10,000	Nil
Class A ACC HKD Hedged	Up to 5%	0.75% p.a.	HKD 10,000	Nil
Class A ACC RMB	Up to 5%	0.75% p.a.	RMB 10,000	Nil
Class A ACC USD Hedged	Up to 5%	0.75% p.a.	USD 1,000	Nil
Class A DIST HKD	Up to 5%	0.75% p.a.	HKD 10,000	Quarterly
Class A DIST HKD Hedged	Up to 5%	0.75% p.a.	HKD 10,000	Quarterly
Class A DIST RMB	Up to 5%	0.75% p.a.	RMB 10,000	Quarterly
Class A DIST USD	Up to 5%	0.75% p.a.	USD 1,000	Quarterly
Class A DIST USD Hedged	Up to 5%	0.75% p.a.	USD 1,000	Quarterly
Class I ACC RMB	Nil	0.40% p.a.	RMB 5,000,000	Nil
Class I ACC USD Hedged	Nil	0.40% p.a.	USD 1,000,000	Nil

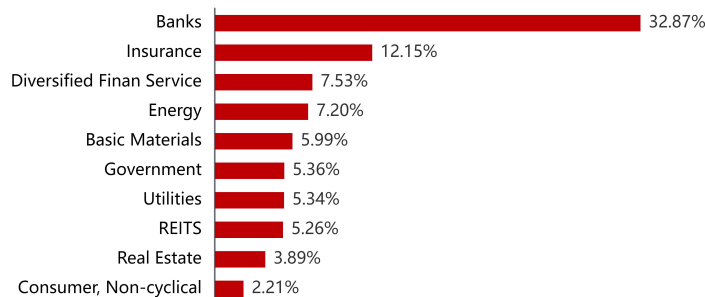
▲ Latest Fund Distribution

Class	Ex-dividend Date	Distribution
Class A DIST HKD	2024-12-17	HKD 0.1055
Class A DIST HKD Hedged	2024-12-17	HKD 0.1197
Class A DIST RMB	2024-12-17	RMB 0.1158
Class A DIST USD	2024-12-17	USD 0.1064
Class A DIST USD Hedged	2024-12-17	USD 0.1214

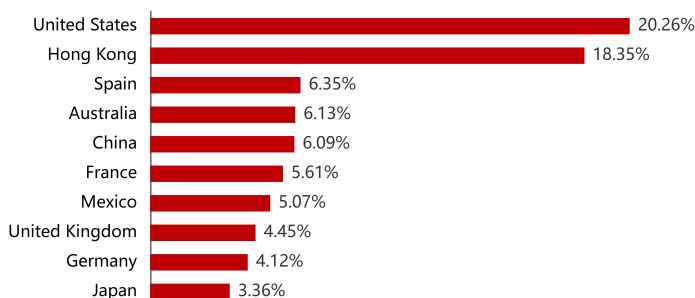
The dividends were paid 100% out of distributable income at a pay-out ratio of 5% p.a.. Dividend is not guaranteed and may be paid out of capital or effectively paid out of capital. The annualized dividend yield is calculated based on the latest dividend distribution with dividend reinvested, and may be higher or lower than the actual annual dividend yield. Positive distribution yield does not imply positive return. Annualized dividend yield = $[1 + \text{distribution per unit/ex-dividend NAV}]^4 - 1$.

▲ Portfolio Allocation

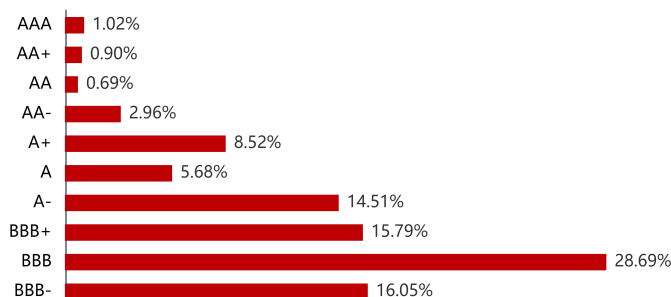
Top 10 Sector Exposure (%)



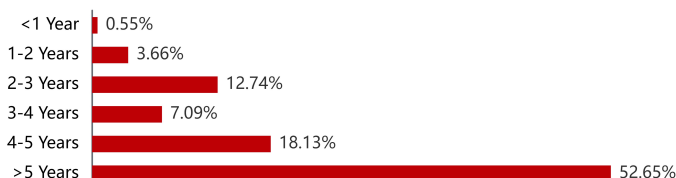
Top 10 Geographical Exposure (%)



Credit Rating Allocation (%)¹



Maturity Allocation (%)



¹ Credit rating is calculated using the "Best Rating Approach", by referencing to the credit ratings of three credit rating agencies: Moody's, Fitch and S&P and using the highest rating among the three ratings. Source: China Asset Management (Hong Kong) Limited and Bloomberg unless specified otherwise. Data As of 28 Jan 2025.

Important Note

Investment involves risks. The value of the Fund's shares may go up as well as down. Past performance is not indicative of future performance, future return is not guaranteed and a loss of your original capital may occur. This material does not constitute an offer or solicitation of any transaction in any securities or collective investment schemes, nor does it constitute any investment advice. This document is provided for information purposes only and shall not be relied upon for making any investment decision. Certain information or data in this document has been obtained from unaffiliated third parties; we have reasonable belief that such information or data is accurate, complete and up to the date as indicated; China Asset Management (Hong Kong) Limited accepts responsibility for accurately reproducing such data and information but makes no warranty or representation as to the completeness and accuracy of data and information sourced from such unaffiliated third parties. You should not base on this material alone to make investment decision and should read the Fund's offering documents for further details, including risk factors. If necessary, you should seek independent professional advice. This material has been prepared and issued by China Asset Management (Hong Kong) Limited. This material has not been reviewed by the Securities and Futures Commission.