

Investment involves risks, including the loss of principle. Past performance is not indicative of future results. Before investing in the ChinaAMC MSCI Japan Hedged to USD ETF (the "Fund"), investor should refer to the Fund's prospectus for details, including the risk factors. You should not make investment decision based on the information on this material alone. Please note:

- The Fund aims to provide investment results that, before fees and expenses, closely correspond to the performance of the MSCI Japan 100% Hedged to USD Index.
- The Fund concentrates its investment in Japanese securities and is subject to concentration risk as a result of tracking the performance of a single country (Japan). It is likely to be more volatile than a broad-based fund as it is more susceptible to fluctuations in value resulting from adverse conditions in Japan.
- The Fund invests in currency forward contracts for hedging purposes. While this approach is designed to minimise the impact of currency fluctuations on the Fund's returns, there are associated risks involved including costs of hedging, derivative and OTC transactions risks.
- The units of the Fund may trade at a substantial premium or discount to their NAV.
- The Fund is subject to tracking error risks due to factors such as fees and expenses, cost of hedging and the representative sampling strategy that may be adopted by the Manager.

▲ Investment Objective

The investment objective of the ChinaAMC MSCI Japan Hedged to USD ETF is to provide investment results that, before fees and expenses, closely correspond to the performance of the MSCI Japan 100% Hedged to USD Index.

▲ Fund Information ¹

Investment Manager	China Asset Management (Hong Kong) Limited
Investment Delegate	Mackenzie Financial Corporation – Canada (external delegation)
Trustee	State Street Trust (HK) Limited
Custodian	State Street Bank and Trust Company
Management Fee	0.5% p.a.
Base Currency	HKD
Fund Size	HKD 1,587.77 million
NAV per Unit ³	HKD 21.4273
Dividend Frequency ⁵	Semi-annually
Index	MSCI Japan 100% Hedged to USD Index(Net Total Return)
Bloomberg Index Ticker	M1CXBMJH Index
Exchange Listing	The Stock Exchange of Hong Kong Limited - Main Board
ETF Website	https://www.chinaamc.com.hk/product/chinaamc-msci-japan-hedged-to-usd-etf-3160-hk/

Source: Data as of 31 Dec 2024, Bloomberg, unless specified otherwise.

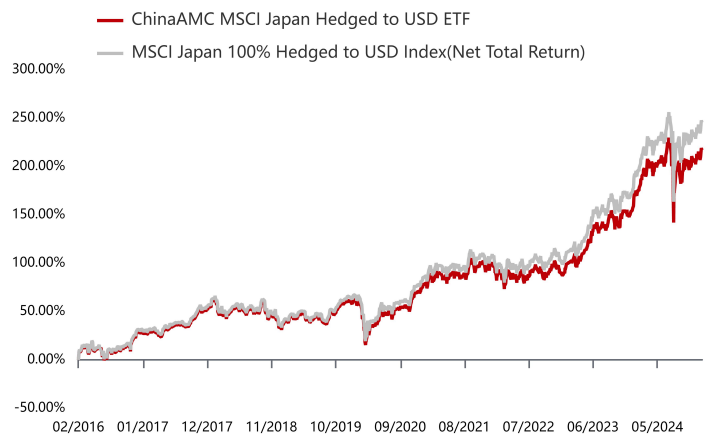
▲ Secondary Market Trading Information

	Commencement of Dealing	Trading Currency	Trading Board Lot Size	Bloomberg Fund Ticker	ISIN Code
HKD Counter	2016-02-18	HKD	200 Units	3160 HK Equity	HK0000280997

▲ Latest Fund Distribution ⁵

Ex-dividend Date	Distribution
2024-10-03	HKD 0.1500
2024-04-03	HKD 0.1200
2023-10-05	HKD 0.0600

▲ Fund Performance ^{2,4}



▲ Cumulative Performance (%) ²

	1 Month	3 Month	6 Month	1 Year	3 Year	5 Year
ChinaAMC MSCI Japan Hedged to USD ETF	4.39	6.97	1.15	24.88	60.90	98.14
MSCI Japan 100% Hedged to USD Index(Net Total Return)	4.62	7.25	2.08	26.66	68.48	110.03

▲ Yearly Performance (%) ²

	2019	2020	2021	2022	2023	2024 YTD
ChinaAMC MSCI Japan Hedged to USD ETF	20.24	8.32	13.69	-4.12	34.39	24.88
MSCI Japan 100% Hedged to USD Index(Net Total Return)	21.34	9.73	13.60	-2.00	35.73	26.66

¹ Please refer to the Fund's prospectus for further details (including fees).

² Past performance information is not indicative of future performance. Investors may not get back the full amount invested. The computation basis of the performance is based on NAV-To-NAV, with dividend reinvested. Since 28 May 2021, the Manager of the Fund changed from BMO Global Asset Management (Asia) Limited to China Asset Management (Hong Kong) Limited and the investment management function of the Fund has been delegated to Mackenzie Financial Corporation. The performance of the Fund prior to 28 May 2021 was achieved under circumstances that no longer apply.

³ The latest NAV per Unit is available on the Manager's website at <https://www.chinaamc.com.hk/product/chinaamc-msci-japan-hedged-to-usd-etf-3160-hk/>.

⁴ Calculated since February 12, 2016, the first official NAV date of the fund.

⁵ The Manager intends to distribute income to unitholders at least semi-annually (usually in March and September of each year). There is no guarantee of regular distribution payments, or the amount being distributed. There is no current intention to make distribution out of capital or effectively out of capital.

Source: China Asset Management (Hong Kong) Limited and Bloomberg unless specified otherwise.

▲ Participating Dealers

BNP Paribas
 China Merchants Securities (HK) Co., Limited
 DBS Vickers (Hong Kong) Limited
 Goldman Sachs (Asia) Securities Limited
 Haitong International Securities Company Limited
 Huatai Financial Holdings (Hong Kong) Limited
 Korea Investment & Securities Asia Limited
 Merrill Lynch Far East Limited
 Mirae Asset Securities (HK) Limited
 Phillip Securities (Hong Kong) Limited
 Yue Xiu Securities Company Limited

▲ Market Makers

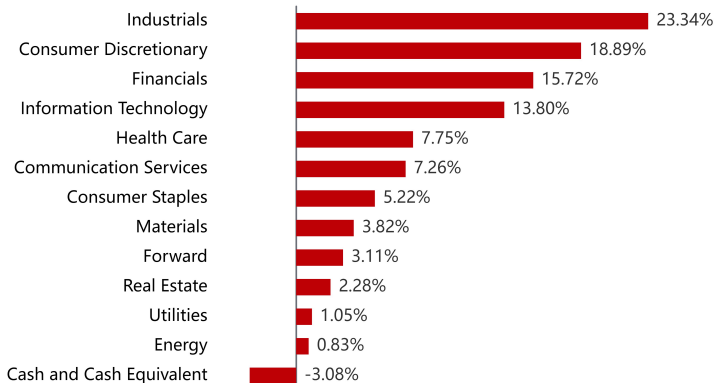
HKD Counter

Flow Traders Hong Kong Limited
 Optiver Trading Hong Kong Limited

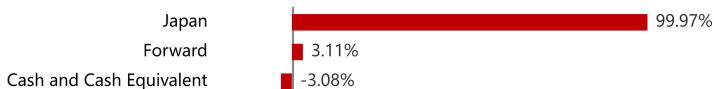
Note: Please refer to the Hong Kong Exchange and Clearing Limited website at www.hkex.com.hk for the latest lists of Market Makers.

▲ Portfolio Allocation

Sector Exposure (%)



Geographical Exposure (%)



▲ Top 10 Holdings

Security Name	Weight(%)
TOYOTA MOTOR CORP COMMON STOCK	5.49%
SONY GROUP CORP COMMON STOCK	3.58%
MITSUBISHI UFJ FINANCIAL GRO COMMON STOCK	3.48%
HITACHI LTD COMMON STOCK	3.10%
RECRUIT HOLDINGS CO LTD COMMON STOCK	2.66%
SUMITOMO MITSUI FINANCIAL GR COMMON STOCK	2.38%
KEYENCE CORP COMMON STOCK	2.15%
TOKYO ELECTRON LTD COMMON STOCK	1.84%
TOKIO MARINE HOLDINGS INC COMMON STOCK	1.83%
FAST RETAILING CO LTD COMMON STOCK	1.75%

Customer Hotline: (852) 3406 8686

Website: www.chinaamc.com.hk

Email: hkfund_services@chinaamc.com

Important Note

Investment involves risks. The price of the Fund's units may go up as well as down. Past performance is not indicative of future performance, future return is not guaranteed and a loss of your original capital may occur. This material does not constitute an offer or solicitation of any transaction in any securities or collective investment schemes, nor does it constitute any investment advice. This document is provided for information purposes only and shall not be relied upon for making any investment decision. Certain information or data in this document has been obtained from unaffiliated third parties; we have reasonable belief that such information or data is accurate, complete and up to the date as indicated; China Asset Management (Hong Kong) Limited accepts responsibility for accurately reproducing such data and information but makes no warranty or representation as to the completeness and accuracy of data and information sourced from such unaffiliated third parties. You should read the Fund's offering documents for further details, including risk factors. If necessary, you should seek independent professional advice. This material has been prepared and issued by China Asset Management (Hong Kong) Limited. This material has not been reviewed by the Securities and Futures Commission.

Index Disclaimer

The funds or securities referred to herein are not sponsored, endorsed, or promoted by MSCI, and MSCI bears no liability with respect to any such funds or securities or any index on which such funds or securities are based. The ChinaAMC Global ETF Series II Prospectus contains a more detailed description of the limited relationship MSCI has with China Asset Management (Hong Kong) Limited ("ChinaAMC (HK)") and any related funds.