

ChinaAMC Asia High Dividend ETF (Stock Code: 3145)

Fund Factsheet



As of 28 Jun 2024

37/F, Bank of China Tower, 1 Garden Road, Hong Kong

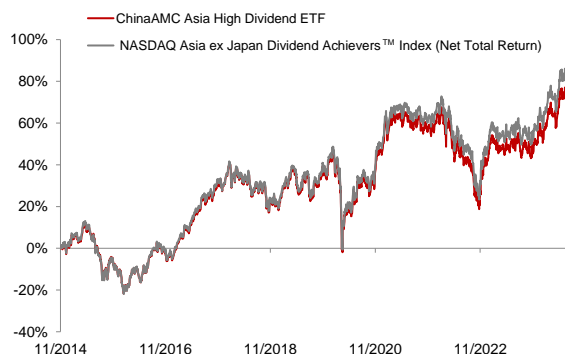
Investment involves risks, including the loss of principle. Past performance is not indicative of future results. Before investing in the ChinaAMC Asia High Dividend ETF (the "Fund"), investor should refer to the Fund's prospectus for details, including the risk factors. You should not make investment decision based on the information on this material alone. Please note:

- The fund aims to provide investment results that, before fees and expenses, closely correspond to the performance of the NASDAQ Asia ex Japan Dividend Achievers™ Index.
- The Fund primarily invests in high dividend yield securities in Asia. Such securities are subject to risks that the dividend could be reduced or abolished, or risks that the value of the securities could decline or have lower-than average potential for price appreciation.
- The units of the Fund may trade at a substantial premium or discount to their NAV.
- The Fund is subject to tracking error risks due to factors such as fees and expenses and the representative sampling strategy that may be adopted by the Manager.

▲ Investment Objective

ChinaAMC Asia High Dividend ETF aims to provide investment results that, before fees and expenses, closely correspond to the performance of the NASDAQ Asia ex Japan Dividend Achievers™ Index.

▲ Fund Performance¹



Fund Characteristics

Number of Securities	138
Index Market Cap (US \$B)	931
Portfolio Yield (%) ⁶	3.89

▲ Cumulative Return¹

	1 Month	6 Month	1-Year	3-Year	5-Year	Since Inception ⁵
ChinaAMC Asia High Dividend ETF ¹	+2.17%	+9.67%	+16.81%	+8.22%	+31.19%	+75.22%
NASDAQ Asia ex Japan Dividend Achievers™ Index (Net Total Return)	+2.23%	+10.04%	+17.65%	+10.84%	+36.31%	+84.19%

▲ Yearly Return¹

	2019	2020	2021	2022	2023	2024YTD
ChinaAMC Asia High Dividend ETF ¹	+18.14%	+4.87%	+6.59%	-10.94%	+12.22%	+9.67%
NASDAQ Asia ex Japan Dividend Achievers™ Index (Net Total Return)	+18.75%	+5.83%	+7.55%	-10.13%	+13.04%	+10.04%

¹ Past performance information is not indicative of future performance. Investors may not get back the full amount invested. The computation basis of the performance is calculated on NAV-to-NAV, with dividend reinvested. Since 28 May 2021, the Manager of the Fund changed from BMO Global Asset Management (Asia) Limited to China Asset Management (Hong Kong) Limited and the investment management function of the Fund has been delegated to Mackenzie Financial Corporation. The performance of the Fund prior to 28 May 2021 was achieved under circumstances that no longer apply.

² Please refer to the Fund's prospectus for further details (including fees).

³ Total expense ratio is based on expenses for the year ended 31 December 2023, which include management fee, trust fee, etc. It does not represent tracking error.

⁴ The latest NAV per Unit is available on the Manager's website at <https://www.chinaamc.com.hk/zh-hant/product/chinaamc-asia-high-dividend-etf-3145-hk/>.

⁵ Calculated since November 7, 2014, the first official NAV date of the fund.

⁶ Weighted average of the sum of the trailing 12-month gross dividends for each equity holding divided by the total market value of the equity holdings. Source: Bloomberg.

⁷ The Manager intends to distribute income to unitholders at least semi-annually (usually in March and September of each year). There is no guarantee of regular distribution payments, or the amount being distributed. There is no current intention to make distribution out of capital or effectively out of capital.

⁸ Source: © 2024 Morningstar. All Rights Reserved.

Source: China Asset Management (Hong Kong) Limited and Bloomberg unless specified otherwise.

▲ Fund Information²

Manager	China Asset Management (Hong Kong) Limited
Investment Delegate	Mackenzie Financial Corporation – Canada (external delegation)
Trustee	State Street Trust (HK) Limited
Total Expense Ratio ³	0.45% p.a.
Base Currency	HKD
Index	NASDAQ Asia ex Japan Dividend Achievers™ Index
Bloomberg Index Ticker	DAAXJPHN Index
Total Net Asset	HKD 66.71 million
NAV per Unit ⁴	HKD 11.1190
Distribution Frequency ⁷	Semi-annually
Exchange Listing	The Stock Exchange of Hong Kong Limited - Main Board
ETF Website	https://www.chinaamc.com.hk/product/chinaamc-asia-high-dividend-etf-3145-hk/

Secondary Market Trading Information

	HKD Counter
Commencement of Dealing	13-Nov-2014
Stock Code	3145
Trading Currency	HKD
Trading Board Lot Size	200 Units
Bloomberg Fund Ticker	3145 HK Equity
ISIN Code	HK0000221405
SEDOL	BRWQDR2

Latest Fund Distribution⁷

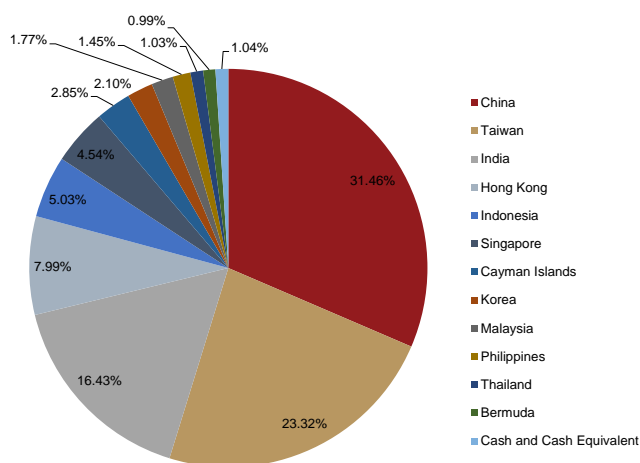
Ex-Dividend Date	Distribution (HKD)
03-Apr-2024	0.04
05-Oct-2023	0.25
03-Apr-2023	0.04

ChinaAMC Asia High Dividend ETF (Stock Code: 3145)

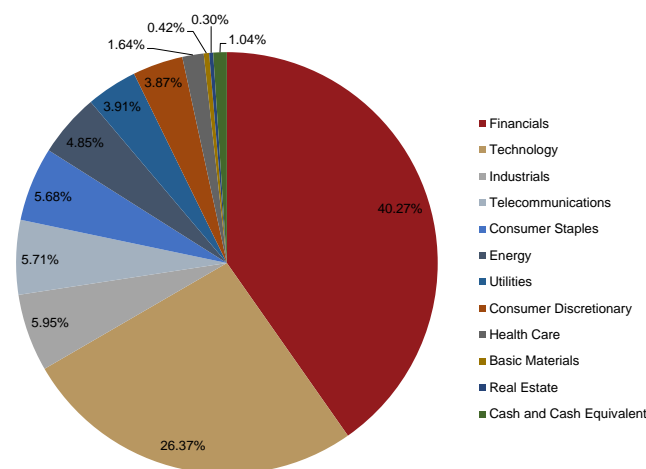
Fund Factsheet



▲ Geographic Allocation



▲ Sector Allocation



▲ Top 10 Holdings

Security Name	Weight
CHINA CONSTRUCTION BANK H COMMON STOCK CNY1.0	7.81%
INFOSYS LTD COMMON STOCK INR5.0	7.61%
MEDIATEK INC COMMON STOCK TWD10.0	7.40%
AIA GROUP LTD COMMON STOCK	6.83%
BANK OF CHINA LTD H COMMON STOCK CNY1.0	4.42%
IND + COMM BK OF CHINA H COMMON STOCK CNY1.0	4.08%
ITC LTD COMMON STOCK INR1.0	3.87%
UNITED OVERSEAS BANK LTD COMMON STOCK	3.63%
BANK CENTRAL ASIA TBK PT COMMON STOCK IDR12.5	3.57%
PING AN INSURANCE GROUP CO H COMMON STOCK CNY1.0	3.18%

▲ Participating Dealers

ABN AMRO Clearing Hong Kong Ltd
 BNP Paribas
 DBS Vickers (Hong Kong) Limited
 Goldman Sachs (Asia) Securities Limited
 Haitong International Securities Company Limited
 Korea Investment & Securities Asia Limited
 Mirae Asset Securities (HK) Limited
 Philip Securities (Hong Kong) Limited
 Yue Xiu Securities Company Limited

▲ Market Makers

Flow Traders Hong Kong Limited
 HSBC Securities Brokers (Asia) Limited

Note: Please refer to the Hong Kong Exchange and Clearing Limited website at www.hkex.com.hk for the latest lists of Market Makers.

China Asset Management (Hong Kong) Limited

Founded in 2008, China Asset Management (Hong Kong) Limited ("ChinaAMC (HK)") is a wholly-owned subsidiary of China Asset Management Company Limited and stands as one of the top Chinese fund management firms in Hong Kong. As a China-focused market leader, the company has amassed an impressive performance history in both active and passive investments over the past 15 years. Boasting robust expertise in a variety of asset classes, such as Greater China equities, Asian and global fixed income, and money markets, ChinaAMC (HK) adopts a global outlook to build a versatile platform catering to institutional and retail investors in the region and worldwide, all while envisioning "Beyond China Expert".

Customer Hotline: (852) 3406 8686

Website: www.chinaamc.com.hk

Email: hkfund_services@chinaamc.com

Risk Warning

Investment involves risks. The price of the Fund's units may go up as well as down. Past performance is not indicative of future performance, future return is not guaranteed and a loss of your original capital may occur. This material does not constitute an offer or solicitation of any transaction in any securities or collective investment schemes, nor does it constitute any investment advice. This document is provided for information purposes only and shall not be relied upon for making any investment decision. Certain information or data in this document has been obtained from unaffiliated third parties; we have reasonable belief that such information or data is accurate, complete and up to the date as indicated; China Asset Management (Hong Kong) Limited accepts responsibility for accurately reproducing such data and information but makes no warranty or representation as to the completeness and accuracy of data and information sourced from such unaffiliated third parties. You should read the Fund's offering documents for further details, including risk factors. If necessary, you should seek independent professional advice. This material has been prepared and issued by China Asset Management (Hong Kong) Limited. This material has not been reviewed by the Securities and Futures Commission.

Index Disclaimer

Nasdaq® is a registered trademark of the Nasdaq, Inc. (referred to below as "Corporations" jointly with its affiliates) and is licensed for use by China Asset Management (Hong Kong) Limited ("ChinaAMC (HK)"). The Corporations bear no liability for the legality or suitability of ChinaAMC (HK)'s funds. ChinaAMC (HK)'s funds are not issued, subscribed, sold or promoted by the Corporations. The Corporations make no warranties and bears no liability with respect to ChinaAMC (HK)'s funds. For full version of index disclaimer, please refer to the respective fund prospectuses.