

ChinaAMC Hong Kong Banks ETF (Stock Code: 3143)

Fund Factsheet



As of 28 February 2023

37/F, Bank of China Tower, 1 Garden Road, Hong Kong

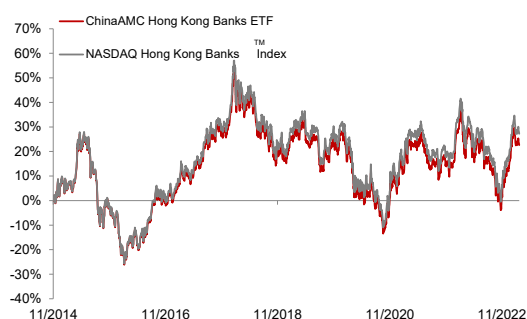
Investment involves risks, including the loss of principle. Past performance is not indicative of future results. Before investing in the ChinaAMC Hong Kong Banks ETF (the "Fund"), investor should refer to the Fund's prospectus for details, including the risk factors. You should not make investment decision based on the information on this material alone. Please note:

- The Fund aims to provide investment results that, before fees and expenses, closely correspond to the performance of the NASDAQ Hong Kong Banks™ Index. The Fund primarily invests in securities that are listed on the Stock Exchange of Hong Kong Limited and classified as Banks by the Industry Classification Benchmark (ICB).
- The Fund is subject to concentration risk as a result of tracking the performance of a single geographical region (Hong Kong) and sector (banking). It is likely to be more volatile than a broad-based fund as it is more susceptible to fluctuations in value resulting from adverse conditions in Hong Kong and the banking sector. Stock prices of financial service companies are also more sensitive to the movement of interest rates.
- The units of the Fund may trade at a substantial premium or discount to their NAV.
- The Fund is subject to tracking error risks due to factors such as fees and expenses and the representative sampling strategy that may be adopted by the Manager.

▲ Investment Objective

ChinaAMC Hong Kong Banks ETF aims to provide investment results that, before fees and expenses, closely correspond to the performance of the NASDAQ Hong Kong Banks™ Index.

▲ Fund Performance¹



Fund Characteristics

Number of Securities	17
Index Market Cap (US \$B)	1,090
Portfolio Yield (%) ⁶	4.92

▲ Cumulative Return¹

	1-Month	6-Month	1-Year	3-Year	5-Year	Since Inception
ChinaAMC Hong Kong Banks ETF ¹	-3.28%	+7.69%	-3.89%	+5.96%	-13.40%	+22.58% ⁵
NASDAQ Hong Kong Banks™ Index	-3.25%	+7.90%	-3.66%	+7.43%	-11.98%	+27.21% ⁵

▲ Yearly Return¹

	2018	2019	2020	2021	2022	2023YTD
ChinaAMC Hong Kong Banks ETF ¹	-10.52%	+7.78%	-15.11%	+7.31%	+0.58%	+5.20%
NASDAQ Hong Kong Banks™ Index	-10.15%	+8.25%	-14.91%	+7.60%	+0.82%	+5.30%

▲ Fund Information²

Manager	China Asset Management (Hong Kong) Limited
Investment Delegate	Mackenzie Financial Corporation – Canada (external delegation)
Trustee	State Street Trust (HK) Limited
Total Expense Ratio ³	0.45% p.a.
Base Currency	HKD
Index	NASDAQ Hong Kong Banks™ Index
Bloomberg Index Ticker	NQHKBKHN Index
Total Net Asset	HKD 62.73 million
NAV per Unit ⁴	HKD 6.818
Distribution Frequency ⁷	Semi-annually
Exchange Listing	The Stock Exchange of Hong Kong Limited - Main Board
ETF Website	https://www.chinaamc.com.hk/product/chinaamc-hong-kong-banks-etf-3143-hk/

Secondary Market Trading Information

	HKD Counter
Commencement of Dealing	13-Nov-2014
Stock Code	3143
Trading Currency	HKD
Trading Board Lot Size	200 Units
Bloomberg Fund Ticker	3143 HK Equity
ISIN Code	HK0000221397
SEDOL	BRWQDN8

Latest Fund Distribution⁷

Record Date	Distribution (HKD)
07-Oct-2022	0.27
06-Apr-2022	0.06
05-Oct-2021	0.25

¹ Past performance information is not indicative of future performance. Investors may not get back the full amount invested. The computation basis of the performance is based on NAV-To-NAV, with dividend reinvested. Since 28 May 2021, the Manager of the Fund changed from BMO Global Asset Management (Asia) Limited to China Asset Management (Hong Kong) Limited and the investment management function of the Fund has been delegated to Mackenzie Financial Corporation. The performance of the Fund prior to 28 May 2021 was achieved under circumstances that no longer apply.

² Please refer to the Fund's prospectus for further details (including fees).

³ Total expense ratio is based on expenses for the year ended 31 December 2021, which include management fee, trust fee, etc. It does not represent tracking error.

⁴ The latest NAV per Unit is available on the Manager's website at https://www.chinaamc.com.hk/en/products/etf/ChinaAMC_Hong%20Kong_Banks_ETF/fund-details.html

⁵ Calculated since November 7, 2014, the first official NAV date of the fund.

⁶ Weighted average of the sum of the trailing 12-month gross dividends for each equity holding divided by the total market value of the equity holdings. Source: Bloomberg.

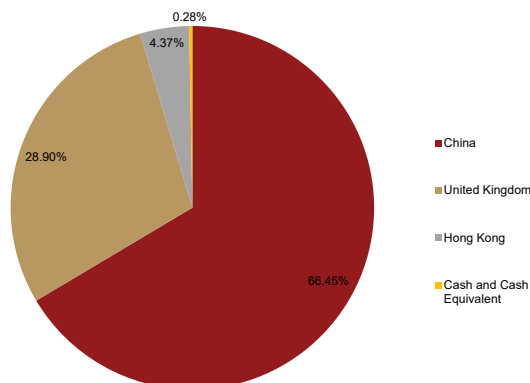
⁷ There is no guarantee of regular distribution payments, or the amount being distributed. There is no current intention to make distribution out of capital or effectively out of capital. Source: China Asset Management (Hong Kong) Limited and Bloomberg unless specified otherwise.

ChinaAMC Hong Kong Banks ETF (Stock Code: 3143)

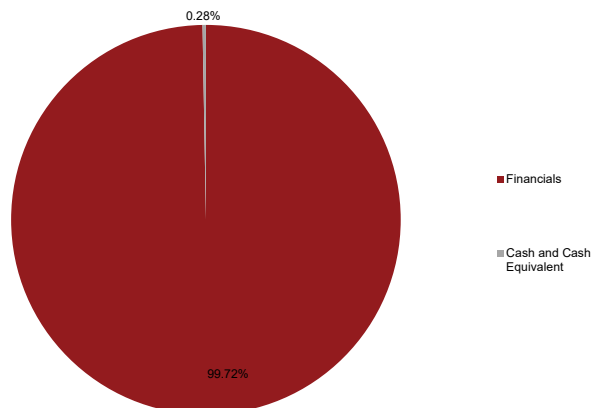
Fund Factsheet



▲ Geographic Allocation



▲ Sector Allocation



▲ Top 10 Holdings

Security Name	Weight
HSBC HOLDINGS PLC COMMON STOCK USD.5	20.53%
CHINA CONSTRUCTION BANK H COMMON STOCK CN*	16.67%
BANK OF CHINA LTD H COMMON STOCK CNY1.0	12.23%
IND + COMM BK OF CHINA H COMMON STOCK CNY1.0	11.27%
CHINA MERCHANTS BANK H COMMON STOCK CNY1.0	8.57%
STANDARD CHARTERED PLC COMMON STOCK USD.5	8.37%
BOC HONG KONG HOLDINGS LTD COMMON STOCK	4.87%
AGRICULTURAL BANK OF CHINA H COMMON STOCK (4.06%
HANG SENG BANK LTD COMMON STOCK	3.71%
CHINA CITIC BANK CORP LTD H COMMON STOCK CN)	2.73%

▲ Participating Dealers

BNP Paribas
 Goldman Sachs (Asia) Securities Limited
 Haitong International Securities Company Limited
 Korea Investment & Securities Asia Limited
 Mirae Asset Securities (HK) Limited
 Phillip Securities (Hong Kong) Limited
 The Hongkong and Shanghai Banking Corporation Limited

▲ Market Makers

HSBC Securities Brokers (Asia) Limited
 Flow Traders Hong Kong Limited

Note: Please refer to the Hong Kong Exchange and Clearing Limited website at www.hkex.com.hk for the latest lists of Market Makers.

China Asset Management (Hong Kong) Limited

Founded in 2008, China Asset Management (Hong Kong) Limited ("ChinaAMC (HK)") — a wholly-owned subsidiary of China Asset Management Company Limited — is one of the leading Chinese fund management companies in Hong Kong. ChinaAMC (HK) provides a broad spectrum of asset classes covering public funds, hedge funds, ETFs, leveraged products and segregated accounts. ChinaAMC (HK) is committed to deliver professional services and outstanding performance to individual and institutional investors in Greater China, Asia Pacific, Europe and America.

Customer Hotline: (852) 3406 8686

Website: www.chinaamc.com.hk

Email: hkfund_services@chinaamc.com

Risk Warning

Investment involves risks. The price of the Fund's units may go up as well as down. Past performance is not indicative of future performance, future return is not guaranteed and a loss of your original capital may occur. This material does not constitute an offer or solicitation of any transaction in any securities or collective investment schemes, nor does it constitute any investment advice. This document is provided for information purposes only and shall not be relied upon for making any investment decision. Certain information or data in this document has been obtained from unaffiliated third parties; we have reasonable belief that such information or data is accurate, complete and up to the date as indicated; China Asset Management (Hong Kong) Limited accepts responsibility for accurately reproducing such data and information but makes no warranty or representation as to the completeness and accuracy of data and information sourced from such unaffiliated third parties. You should read the Fund's offering documents for further details, including risk factors. If necessary, you should seek independent professional advice. This material has been prepared and issued by China Asset Management (Hong Kong) Limited. This material has not been reviewed by the Securities and Futures Commission.

Index Disclaimer

Nasdaq® is a registered trademark of the Nasdaq, Inc. (referred to below as "Corporations" jointly with its affiliates) and is licensed for use by China Asset Management (Hong Kong) Limited ("ChinaAMC (HK)"). The Corporations bear no liability for the legality or suitability of ChinaAMC (HK)'s funds. ChinaAMC (HK)'s funds are not issued, subscribed, sold or promoted by the Corporations. The Corporations make no warranties and bears no liability with respect to ChinaAMC (HK)'s funds. For full version of index disclaimer, please refer to the respective fund prospectuses.